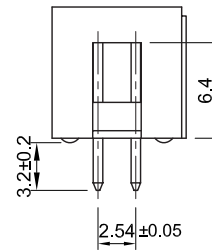
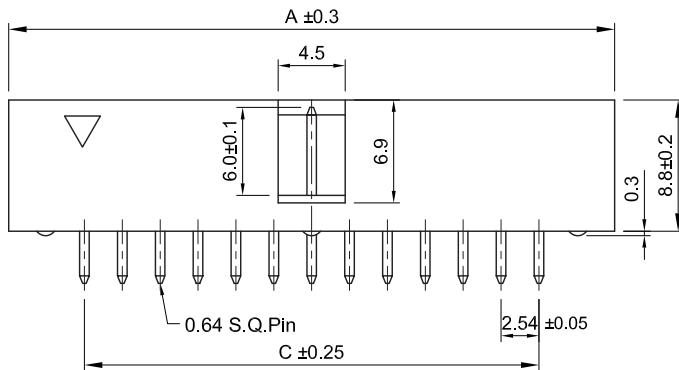
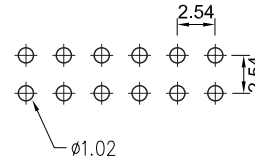


Recommended  
P.C. Board Hole Layout



### Specifications

- Current Rating: 3 Amps
- Insulator Resistance: 1000 Megohms min.
- Contact Resistance: 20 mOhms max.
- Dielectric Withstanding: AC 600V
- Operating Temperature: P.B.T.: -40°C ~ +105°C  
P.B.T. 48@G: -40°C ~ +105°C  
Nylon-6T: -40°C ~ +125°C
- Contact Material: Brass
- Insulator Material: Standard: P.B.T., UL 94V-0,  
P.B.T 48@G,  
Nylon-6T
- Contact Plating: \*see options below  
Standard: Full Gold Flash

### Part Numbering System

**BH-S - XX - X X**

- Series
- No. of Pins
- Contact Plating
- Insulator Material:
  - Nil = P.B.T. (Standard)
  - G = P.B.T. 48@G
  - N = High Temperature Nylon-6T

Contacts	Dimension mm			Contacts	Dimension mm		
	A	B	C		A	B	C
06	15.24	12.94	5.08	26	40.64	38.24	30.48
08	17.78	15.48	7.62	30	45.72	43.32	35.56
10	20.32	17.92	10.16	34	50.80	48.40	40.64
14	25.40	23.00	15.24	40	58.42	56.02	48.26
16	27.94	25.54	17.78	50	71.12	68.72	60.96
20	33.02	30.62	22.86	60	83.82	81.42	73.66
24	38.10	35.70	27.94	64	88.90	86.50	78.74

* Contact Plating Option	Full Gold Plating	Gold Plated On Contact Area Tin Plated on Solder Area	Full Tin Plating
	G : Gold Flash G10: Gold 10u" G15: Gold 15u" G30: Gold 30u"	S: Gold Flash S10: Gold 10u" S15: Gold 15u" S30: Gold 30u"	T: Tin 100u"

General Tolerance	
X. ± 0.50	X.° ± 5°
.X ± 0.20	.X° ± 2°
.XX ± 0.10	.XX° ± 1°
Units : mm	